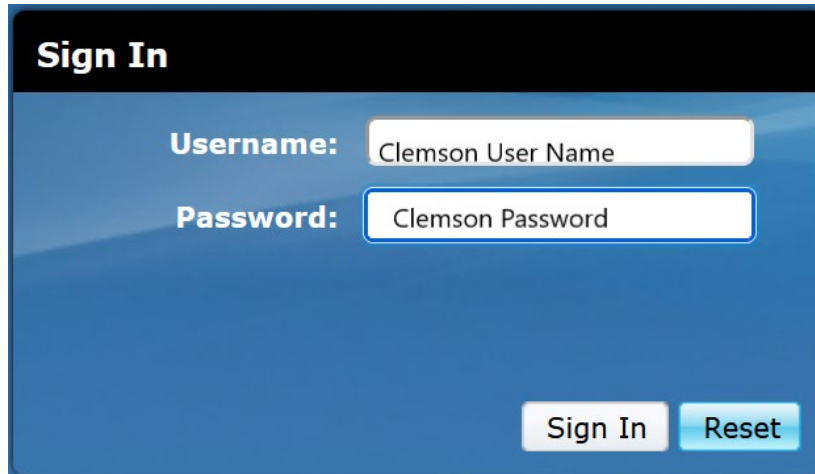


To change or reset a forgotten voicemail PIN, Please go to <https://cuc-01.clemson.edu/inbox/>.
If you are off campus you will need to be connected to the Clemson VPN

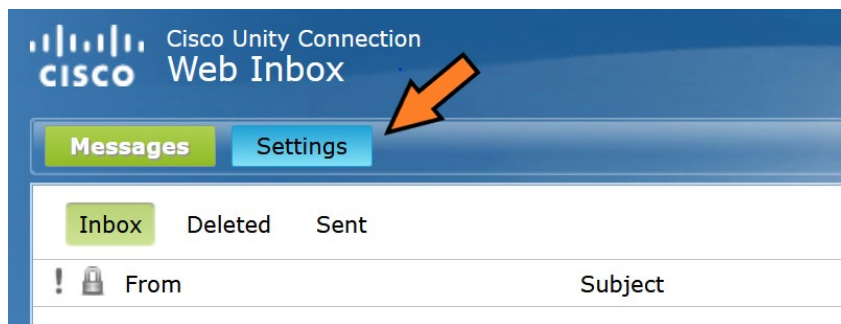


Sign In

Username:

Password:

Once you are logged in, click on the blue Setting button.

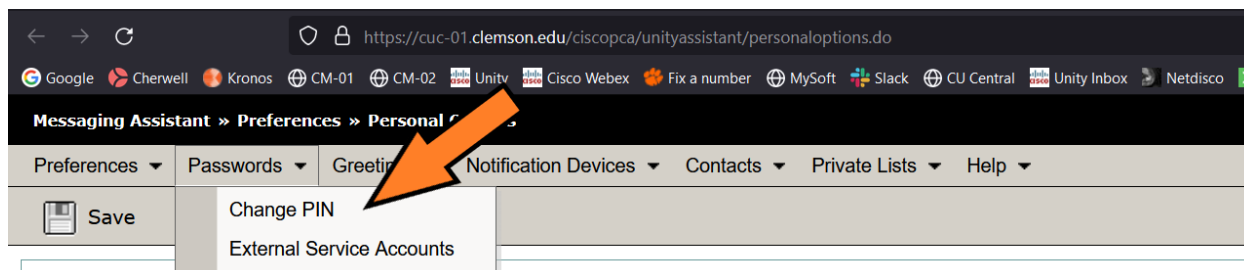


Cisco Unity Connection Web Inbox

Deleted Sent

! From Subject

Locate the Password menu and select Change PIN



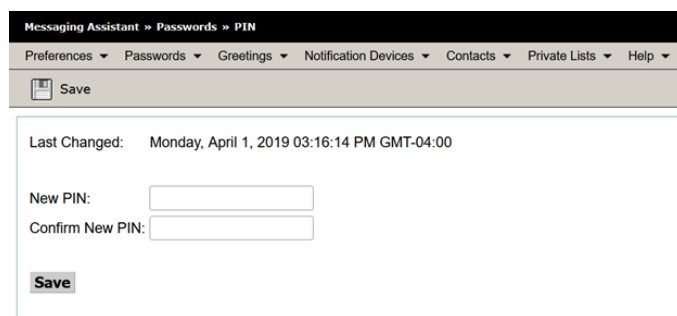
← → ↻ <https://cuc-01.clemson.edu/ciscopca/unityassistant/personaloptions.do>

Google Cherwell Kronos CM-01 CM-02 Unity Cisco Webex Fix a number MySoft Slack CU Central Unity Inbox Netdisco

Messaging Assistant » Preferences » Personal Options

Preferences Passwords Greetings Notification Devices Contacts Private Lists Help

Now chose a new PIN with 4 to 6 numbers, no letters please.



Messaging Assistant » Passwords » PIN

Preferences Passwords Greetings Notification Devices Contacts Private Lists Help

Last Changed: Monday, April 1, 2019 03:16:14 PM GMT-04:00


New PIN:


Confirm New PIN:


If the voicemail system likes your password, you get the following confirmation.

Messaging Assistant » Passwords » PIN

Preferences ▾ Passwords ▾ Greetings ▾ Notification Devices ▾ Contacts ▾ Private Lists ▾ Help ▾

 Save

 **Your password was successfully changed**



Last Changed: Thursday, August 5, 2021 03:20:04 PM GMT-04:00

New PIN:

Confirm New PIN:

Save

For further assistance please send an email to:
telecomservices-l@clemson.edu

